



Combinations

Pump and Cylinder Sets

Each set includes:

- 1/4" ID 2 meter Hydraulic Hose.
- 3/8" High Flow Male Coupler.
- Adapter (SP3 Models Only).
- 63 mm Diameter Wet Gauge.



Single Acting Cylinder Type	Cylinder				Hand Pump P350	Hand Pump P1000	Hand Pump P2301	Air Pump PA1500
	Capacity	Model Number	Stroke (mm)	Collapsed Height (mm)				
General Purpose Cylinders 	5 Tonne 45 kN	H0505	129	221	SP3-0505	-	-	-
	10 Tonne 101 kN	H1002	51	123	-	SP10-1002	-	SA15-1002
		H1004	102	174	-	SP10-1004	-	SA15-1004
		H1006	151	250	-	SP10-1006	-	SA15-1006
		HT1006	151	291	-	SP10-1006T	-	SA15-1006T
		H1010	253	352	-	SP10-1010	-	SA15-1010
		HT1010	253	393	-	SP10-1010T	-	SA15-1010T
	15 Tonne 141 kN	H1504	101	200	-	SP10-1504	-	SA15-1504
		H1506	152	270	-	SP10-1506	-	SA15-1506
	25 Tonne 232 kN	H2502	51	168	-	SP10-2502	-	SA15-2502
		H2504	102	219	-	SP10-2504	-	SA15-2504
		H2506	155	272	-	SP10-2506	-	SA15-2506
		H2508	206	323	-	-	SP23-2508	SA15-2508
	55 Tonne 495 kN	H2514	362	476	-	-	SP23-2514	SA15-2514
H5506		159	283	-	-	SP23-5506	SA15-5506	
100 Tonne 929 kN	H10002	51	219	-	-	SP23-10002	-	
Flat Body Cylinders 	5 Tonne 45 kN	HF0503*	6	32	SP3-0503F	-	-	-
		HF0503B *	6	32	SP3-0503B	-	-	-
	10 Tonne 104 kN	HF1005	11	43	SP3-1005F	-	-	-
		HF1005B	11	43	SP3-1005B	-	-	-
	20 Tonne 194 kN	HF2005	11	51	SP3-2005F	-	-	-
		HF2005B	11	51	SP3-2005B	-	-	-
	30 Tonne 287 kN	HF3005	13	59	SP3-3005F	-	-	-
		HF3005B	13	59	SP3-3005B	-	-	-
	50 Tonne 445 kN	HF5006	16	67	SP3-5006F	-	-	-
		HF5006B	16	67	SP3-5006B	-	-	-
	75 Tonne 726 kN	HF7506	16	80	SP3-7506F	-	-	-
100 Tonne 886 kN	HF10006	16	86	SP3-10006F	-	-	-	
150 Tonne 1384 kN	HF15006	16	100	-	SP10-15006F	-	-	

* HF0503 is fitted with CR38M coupler

Puller Kit

(Excluding Cylinder)

Puller Kit	Incl. 3-Leg Puller	Incl. Self-Centering 3-Leg Puller	Capacity (Tonne)
APK1010	APK1110	APK1210	10
APK1020	APK1120	APK1220	20
APK1030	APK1130	APK1230	30
APK1060	APK1160	APK1260	60
APK1099	-	APK1299	100

Content:

- 2 Leg Puller
- Extension Legs
- Splitter
- Internal Puller
- Joining Nuts
- Point Protection
- 2/3 Leg Puller (optional)










Hydraulic Set- Hollow Cylinder

Content:

- Handpump
- Hollow Cylinder
- Gauge and Gauge
- Adaptor
- Hose
- Fitting and Coupler



Hydraulic Set	Capacity (Tonne)								Weight (kg)
		Handpump	Fitting	Gauge + Adaptor	Hose	Coupler	Cylinder	Saddle	
APHC1202	10	P350	CA3814 ipv Incl.	GBW1460 + CF3814	CS3814-2	CH38-M	HC1202	-	10
APHC2002	20	P350	CA3814 ipv Incl.	GBW1460 + CF3814	CS3814-2	CH38-M	HC2002T	APS20	15
APHC3002	30	P350	CA3814 ipv Incl.	GBW1460 + CF3814	CS3814-2	CH38-M	HC3002T	APS30	18
APHC6003	60	P1000	-	GBW1460 + CF3814	CS3814-2	CH38-M	HC6003T	APS60	46
APHC1003	100	P2301	-	GBW1460 + CF3814	CS3814-2	CH38-M	HC10003T	APS100	73